

ORDERING INFORMATION

THE MYNXGRIP™ Vascular Closure Device includes:

(1) Balloon catheter with integrated sealant

(1) 10ml locking syringe

SIZE	COLOR	MYNX ORDER NUMBER
6F/7F	Green	MX6721
5F	Gray	MX5021

To order the MYNXGRIP™ Vascular Closure Device in the EMEA region contact your local Cordis sales rep. Visit cordis.com/emea to learn more

For healthcare professionals only

INDICATIONS FOR USE

The MYNXGRIP™ Device is indicated for use to seal femoral arterial and femoral venous access sites while reducing times to hemostasis and ambulation in patients who have undergone diagnostic or interventional endovascular procedures utilizing a 5F, 6F or 7F procedural sheath.

PRECAUTIONS

The MYNXGRIP™ Device should only be used by a trained licensed physician or healthcare professional. The MYNXGRIP™ Device should not be used in patients with a known allergy to PEG.

WARNINGS

Do not use if components or packaging appear to be damaged or defective or if any portion of the packaging has been previously opened. DO NOT REUSE OR RESTERILIZE. The MYNXGRIP™ Device is for single use only. The balloon catheter is loaded with a single hydrogel sealant. Reuse of the device would result in no delivery of hydrogel sealant. Do not use the MYNXGRIP™ Device if the puncture site is located above the most inferior border of the inferior epigastric artery (IEA) (for arterial application) and/or above the inguinal ligament based upon osseous landmarks,

since such a puncture site may result in a retroperitoneal hematoma/bleed. Perform a femoral angiogram or venogram to verify the location of the puncture site. Do not use the MYNXGRIP™ Device if the puncture is through the posterior wall or if there are multiple punctures, as such punctures may result in a retroperitoneal hematoma/bleed.

Cordis
A Cardinal Health company

Important information: Prior to use, refer to the Instructions for Use supplied with this device for indications, contraindications, side effects, suggested procedure, warnings, and precautions. As part of the Cordis policy of continuous product development, we reserve the right to change product specifications without prior notification. Please contact your Cordis representative for additional product availability information. For Healthcare Professional Only.

© 2018 Cardinal Health. All rights reserved. CORDIS, the Cordis LOGO, and MYNXGRIP are trademarks or registered trademarks of Cardinal Health. 100526838 11/18


MYNXGRIP™
MYNXGRIP™ VASCULAR CLOSURE DEVICE

FINISH STRONG

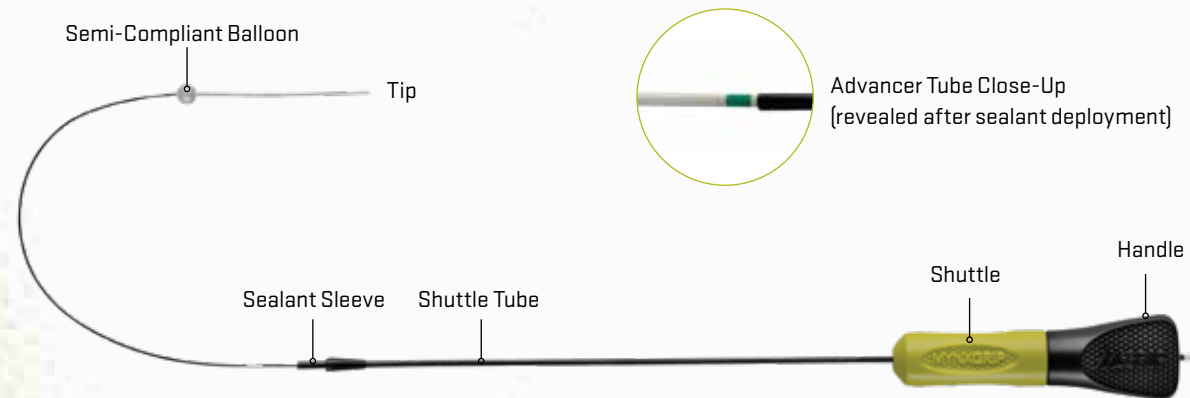
Cordis
A Cardinal Health company

WHY COMPROMISE?

The MYNXGRIP™ Vascular Closure Device provides secure vascular closure without the trade-offs.

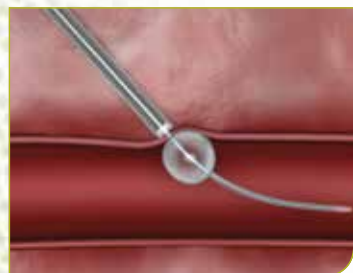
The MYNXGRIP™ Vascular Closure Device offers the security of mechanical closure combined with the **safety of an extravascular sealant**. The MYNXGRIP™ Device offers a patient-friendly closure option with no sutures, clamping, or metal implants and dissolves within 30 days leaving nothing behind but a healed artery or vein.

SEALANT SCIENCE FEATURING GRIP TECHNOLOGY



DEPLOYMENT STEPS

DEPLOY BALLOON



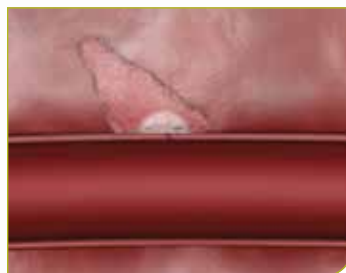
Achieve temporary hemostasis and position at the arteriotomy or venotomy

PLACE THE SEALANT



The Grip Tip securely adheres to the artery or vein and the sealant fills the tissue tract

REMOVE THE DEVICE



Platelets and blood cells collect inside the sealant's porous matrix

FINAL RESULT

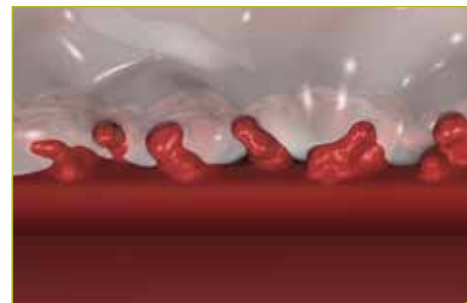


The sealant dissolves within 30 days leaving nothing behind but a healed artery or vein



THE SEALANT

The sealant in the MYNXGRIP™ Device consists of Polyethylene Glycol (PEG), a water-soluble, bio-inert, non-thrombogenic polymer, and is comprised of two configurations of PEG, the Grip Tip and the sealant.

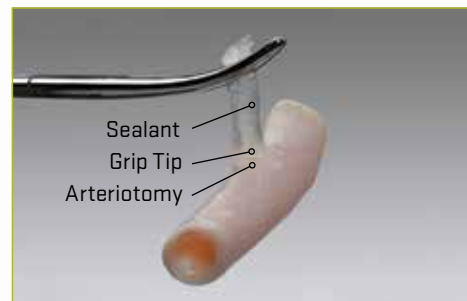


GRIP TECHNOLOGY

Once the sealant enters the tissue tract, the body's temperature and pH level cause the Grip Tip to soften and securely adhere to the vessel wall, effectively gripping the artery and providing active closure.



The sealant's porous structure absorbs blood and subcutaneous fluids. The sealant swells three to four times its original size, filling the tissue tract.



The sealant actively adheres to the artery or vein while expanding and filling the tissue tract, providing a durable hemostasis and a platform for natural healing.

Bovine vessel suspended by sealant

Security of **mechanical closure**,
Safety of an **extravascular sealant**.